

Scaled data based on original data using
LM-79-08 Approved Method: Electrical and Photometric Measurements of Solid-
State Lighting Products

Test Report Prepared for
Cooper Lighting Solutions
(formerly Eaton)

Brand: STREETWORKS

Report Number: P451830

Luminaire Tested: **GLAN-SA2D-727-U-T1**

Issue Date: 1/4/2021

Test Information

Test Method: LM-79-08
Report Number: P451830
TEST IS SCALED FROM IESNA LM-79-08 TEST DATA (G3-2011-042-5)
Test Lab: INNOVATION CENTER
Issue Date: 1/4/2021
Manufacturer: COOPER LIGHTING SOLUTIONS (FORMERLY EATON)
Product Line: STREETWORKS
Catalog Number: GLAN-SA2D-727-U-T1
Description: GALLEON AREA AND ROADWAY LUMINAIRE
(2) 70 CRI, 2700K, 1200mA LIGHTSQUARES WITH 16 LEDS EACH AND TYPE I OPTICS
Light Source: -
Ballast/Driver: ELECTRONIC DRIVER

Summary

Lumens per Lamp: N/A
Luminaire Lumens: 12987 lumens
Efficiency: N/A
Efficacy: 103.9 lumens/watt
Luminous Opening: Rectangular (W 0.5' x L: 1' x H: 0')
IES Classification: Type I - Short
BUG Rating: B3 - U0 - G3

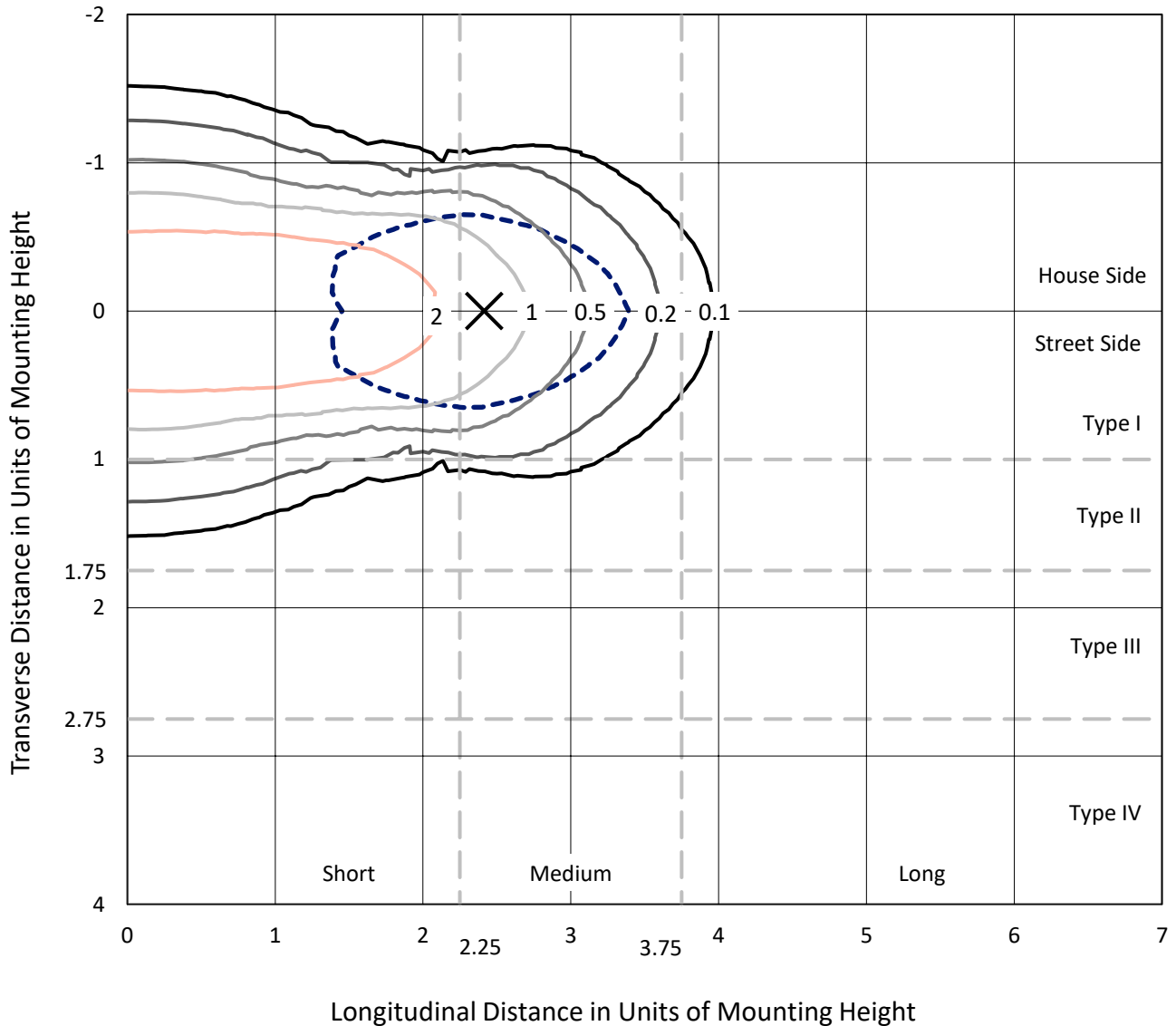
Input Watts (W): 125
Input Voltage (V): NR
Input Current (A_{in}): NR
Voltage Rise (V): NR
Power Factor: NR
Total Harmonic Distortion (THDi): NR
Frequency (hertz): 60
Stabilization Time: NR
Operation Time: NR
Ambient Temperature (°C): NR
Test Distance: 24 FT



REPORT NUMBER: P451830
 CATALOG NUMBER: GLAN-SA2D-727-U-T1

Iso-Footcandle Lines of Horizontal Illumination

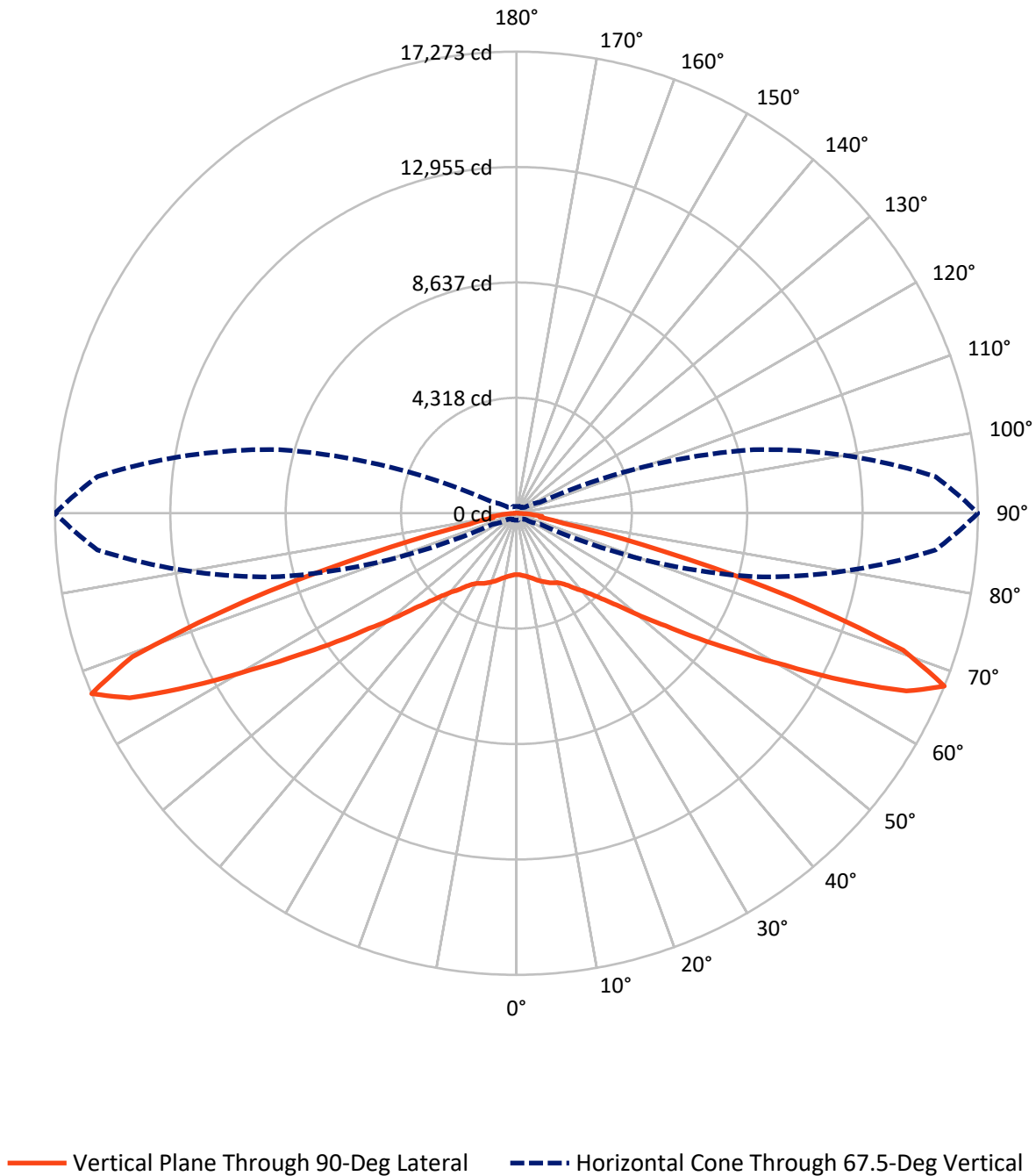
✕ Max cd
 - - - 1/2 Max cd



Based on 25 foot mounting height. Maximum calculated value = 3.9 fc
 Type I - Short - N/A

REPORT NUMBER: P451830
CATALOG NUMBER: GLAN-SA2D-727-U-T1

Luminous Intensity Polar Plot



REPORT NUMBER: P451830

CATALOG NUMBER: GLAN-SA2D-727-U-T1

FLUX DISTRIBUTION:

		Downward	Upward	Total
House Side	Lumens	6493.5	0.0	6493.5
	% Fixture	50.0	0.0	50.0
Street Side	Lumens	6493.5	0.0	6493.5
	% Fixture	50.0	0.0	50.0
Total	Lumens	12987.0	0.0	12987.0
	% Fixture	100.0	0.0	100.0

ZONAL LUMENS:

Zone	Lumens	% Fixture
0°-10°	229.2	1.8
10°-20°	733.4	5.6
20°-30°	1227.5	9.5
30°-40°	1662.9	12.8
40°-50°	2106.4	16.2
50°-60°	2631.4	20.3
60°-70°	3093.1	23.8
70°-80°	1183.3	9.1
80°-90°	119.9	0.9
90°-100°	0.0	0.0
100°-110°	0.0	0.0
110°-120°	0.0	0.0
120°-130°	0.0	0.0
130°-140°	0.0	0.0
140°-150°	0.0	0.0
150°-160°	0.0	0.0
160°-170°	0.0	0.0
170°-180°	0.0	0.0
0°-90°	12987.0	100.0
0°-180°	12987.0	100.0

Coefficient of Utilization



REPORT NUMBER: P451830

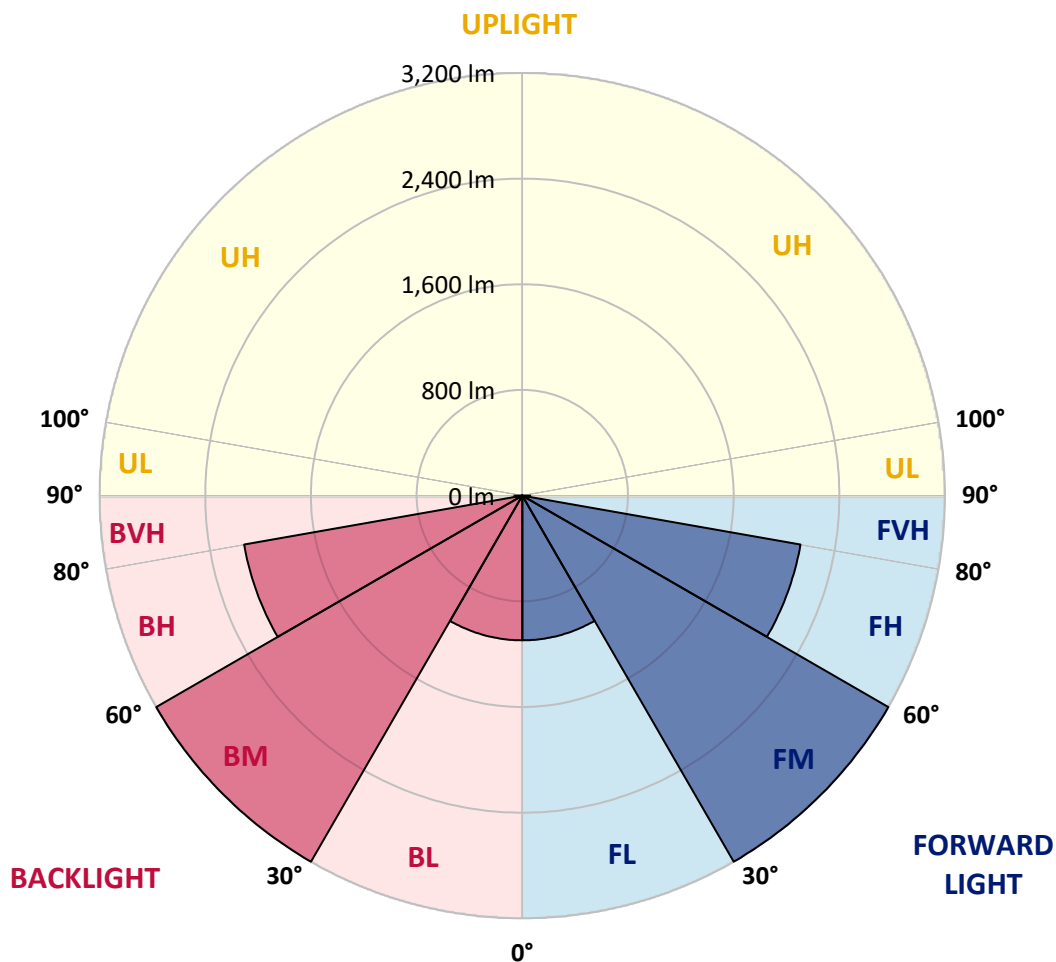
CATALOG NUMBER: GLAN-SA2D-727-U-T1

LUMINAIRE CLASSIFICATION SYSTEM LUMEN TABLE AND BUG RATING:

Zone	Lumens	% Fixture	Zone Rating/Lumen Limit		
			B	U	G
FL (0°-30°)	1095.0	8.4			
FM (30°-60°)	3200.3	24.6			
FH (60°-80°)	2138.2	16.5			G2/5000
FVH (80°-90°)	59.9	0.5			G1/100
BL (0°-30°)	1095.0	8.4	B3/2500		
BM (30°-60°)	3200.3	24.6	B3/5000		
BH (60°-80°)	2138.2	16.5	B3/2500		G3/2500
BVH (80°-90°)	59.9	0.5			G1/100
UL (90°-100°)	0.0	0.0		U0/0	
UH (100°-180°)	0.0	0.0		U0/0	

BUG Rating: B3-U0-G3

Type I Short





REPORT NUMBER: P451830
 CATALOG NUMBER: GLAN-SA2D-727-U-T1

CANDELA DISTRIBUTION (FULL):

	0°	5°	15°	25°	35°	45°	55°	65°	75°	85°	90°
0°	2299.1	2299.1	2299.1	2299.1	2299.1	2299.1	2299.1	2299.1	2299.1	2299.1	2299.1
2.5°	2328.6	2327.1	2327.9	2327.1	2329.3	2327.9	2319.2	2312.0	2306.3	2307.0	2304.9
5°	2378.2	2378.9	2379.6	2376.1	2381.1	2378.2	2364.5	2353.0	2341.5	2337.2	2335.8
7.5°	2419.2	2422.8	2425.0	2428.5	2437.2	2437.2	2430.0	2413.4	2388.3	2373.9	2373.2
10°	2460.2	2463.1	2469.5	2481.0	2495.4	2509.1	2506.2	2483.9	2451.6	2427.1	2421.4
12.5°	2474.6	2478.2	2499.7	2532.8	2565.2	2591.8	2591.8	2573.8	2532.1	2494.7	2483.9
15°	2424.2	2430.7	2469.5	2540.0	2624.9	2683.1	2696.1	2670.9	2626.3	2568.8	2555.8
17.5°	2324.3	2340.1	2396.9	2501.2	2642.1	2763.0	2800.3	2788.1	2730.6	2657.2	2642.1
20°	2217.1	2234.4	2294.8	2432.9	2627.8	2809.7	2918.3	2921.2	2850.0	2743.5	2721.2
22.5°	2099.2	2112.1	2189.8	2351.6	2584.6	2820.5	3019.7	3069.3	2972.9	2829.8	2798.2
25°	1966.9	1981.2	2062.5	2237.3	2503.3	2808.3	3112.5	3221.8	3101.7	2921.9	2881.6
27.5°	1840.3	1846.0	1933.1	2110.7	2396.2	2776.6	3180.8	3362.0	3244.1	2998.1	2947.1
30°	1718.8	1732.4	1809.4	1984.8	2273.2	2714.8	3239.7	3521.6	3397.2	3077.9	3012.5
32.5°	1590.0	1606.6	1690.0	1867.6	2150.2	2622.0	3275.7	3696.4	3610.8	3207.4	3137.6
35°	1466.3	1477.1	1561.3	1733.9	2030.1	2514.1	3282.2	3893.4	3886.3	3403.7	3310.9
37.5°	1339.8	1355.6	1440.4	1605.8	1902.9	2399.8	3249.8	4102.7	4218.5	3676.3	3576.3
40°	1218.2	1231.9	1315.3	1482.2	1758.3	2260.3	3172.9	4294.0	4606.1	3956.7	3815.1
42.5°	1085.9	1089.5	1180.8	1350.6	1616.6	2098.5	3062.1	4464.4	5038.3	4332.8	4156.7
45°	935.6	945.0	1029.8	1196.7	1454.1	1917.2	2911.8	4605.4	5586.3	4854.2	4614.0
47.5°	785.3	793.2	870.9	1035.6	1276.5	1709.4	2680.2	4729.1	6148.7	5516.6	5201.6
50°	638.6	642.9	706.2	852.2	1076.6	1490.8	2393.3	4768.6	6784.4	6454.3	6052.3
52.5°	504.8	511.3	559.5	673.8	863.0	1232.6	2083.4	4670.8	7526.6	7566.1	6999.4
55°	409.2	411.4	447.3	531.4	674.6	962.2	1709.4	4398.3	8324.8	8990.7	8268.0
57.5°	352.4	353.8	374.0	420.7	519.2	725.6	1326.1	3882.7	9041.8	10659.9	9730.7
60°	320.0	320.7	332.2	359.6	411.4	556.6	950.0	3154.9	9749.4	12517.4	11548.7
62.5°	299.9	299.9	307.8	322.9	348.1	427.2	688.2	2276.1	10234.1	14402.3	13789.6
65°	280.5	280.5	286.2	297.0	310.7	349.5	508.4	1484.3	10221.9	15775.1	16043.4
67.5°	258.2	258.2	262.5	273.3	281.2	300.6	392.7	972.3	9182.0	15744.9	17273.1
70°	231.6	231.6	237.3	246.7	253.1	265.4	310.0	665.2	6745.6	13443.7	15361.6
72.5°	205.0	205.7	209.3	218.6	223.7	230.8	257.5	466.0	4138.0	9154.0	10741.1
75°	175.5	176.9	180.5	189.9	194.2	197.0	217.2	332.2	2093.4	4935.5	5619.4
77.5°	141.7	144.5	146.7	156.8	159.6	164.0	179.1	240.2	919.1	1773.4	1789.2
80°	103.6	107.2	113.6	123.0	125.1	128.0	136.6	170.4	416.4	809.8	879.5
82.5°	76.2	81.3	73.4	85.6	85.6	82.0	96.4	114.3	191.3	801.8	959.3
85°	41.7	42.4	38.1	43.9	46.7	46.0	51.1	56.1	92.8	535.0	551.6
87.5°	10.1	10.8	11.5	13.7	16.5	16.5	18.0	15.8	30.2	173.3	99.2
90°	0.0	0.0	0.0	0.0	0.0	0.0	0.0	0.0	0.0	0.0	0.0

(END OF REPORT)